

Feedback analysis on offered courses (2020-21) Policy/ Criteria for Feedback Analysis

- ❖ The feedback analysis on courses is performed based on course satisfaction level from the stakeholders (primarily students) which is focussed on both the course components, rationality for the students, its delivery, its transactions and relevant acumens.
- ❖ Every student in course feedback answers 5 questions per course from the dropdown list which includes excellent, very good, good, average and poor.
- ❖ In the web-based system, the feedback is converted into numeric as follows:

Excellent-5

Very good-4


Good-3

Average-2

Poor-1

- ❖ From this conversion, we get a total score and percentage satisfaction level against each course.
- ❖ After Collecting the feedback on faculty and course by the students, an online summary and detailed report is collected both in html and pdf format.
- ❖ The Course feedback satisfaction level has been classified as Good ($\geq 80\%$), Moderate ($< 80\%$ and $\geq 60\%$) and poor ($< 60\%$) based on feedback core by the respondents.
- ❖ The Course attainment has been measured based on result analysis whose metrics have been assigned as:
Attainment 3- 80% or above number of students from that-particular batch obtained Grade C (60%) or above





Prof. (Dr.) Subhabrata Ray
Principal
Dr. B. C. Roy College of Pharmacy & AHS
Durgapur-713206



Attainment 2- 70-79% of students from that particular batch obtained Grade C (60%) or above
Attainment 1- 60-69% of students from that particular batch obtained Grade C (60%) or above
Attainment 0- Less than 60% of students from that particular batch obtained Grade C (60%) or above

- ❖ The Course satisfaction level vs Course attainment was then compared in course-by-course basis.
- ❖ From the comparison matrix, the followings are estimated:
 - ✓ How many courses have fallen below the minimum satisfaction level (60%) based on various components on course structure and its recipients' compliance?
 - ✓ How many courses failed to reach highest attainment level (3)?
 - ✓ How many courses achieved excellent feedback ($\geq 90\%$) as well as highest course attainment?
- ❖ Then the brief result is communicated to the individual faculty.




Prof. (Dr.) Subhabrata Ray
Principal
Dr. B. C. Roy College of Pharmacy & AHS
Durgapur-713206

ANALYSIS

Courses offered *vis a vis* percentage satisfaction level

COURSES OFFERED	% SATISFACTION LEVEL
HU 182	99.5
PT 191	98.1
PT 193	97.3
PT 195	99.1
PT 196	99.6
PTB 185	99.8
HU 181	99.9
M 183	95.3
PT 101	95.3
PT 103	98.3
PT 105	97.6
PT 106	98.8
PTB 184	99.6
PT 296	97.3
PT 297	97.3
PT 298	97.5
HU 282	95.8
PTC 203	96.0
PTC 293	93.9
PT 213	97.3
PT 214	97.6
PT 215	97.5
PT 216	98.8
PT 394	100.0
PT 396	100.0
PT 397	-
PT 399	100.0
PT 314	64.0
PT 316	60.0
PT 317	60.0
PT 319	60.0

PT 492	86.0
PT 493	84.0
PT 496	96.0
PT 498	78.4
PT 412	81.3
PT 413	93.3
PT 414	92.7
COURSES OFFERED	% SATISFACTION LEVEL
PT 416	95.0
PT 418	96.5
PT 592	100.0
PT 593	100.0
PT 598	100.0
PT 512	94.7
PT 513A	100.0
PT 513B	100.0
PT 516	100.0
PT 518	99.5
PT 692	92.9
PT 693	91.6
PT 698	94.8
PT 611	96.7
PT 612	94.8
PT 613	96.0
PT 616	96.3
PT 618	98.0
PT 619	98.2
PT 791	100.0
PT 781	100.0
PT 711	100.0
PT 716A	100.0
PT 716B	98.7

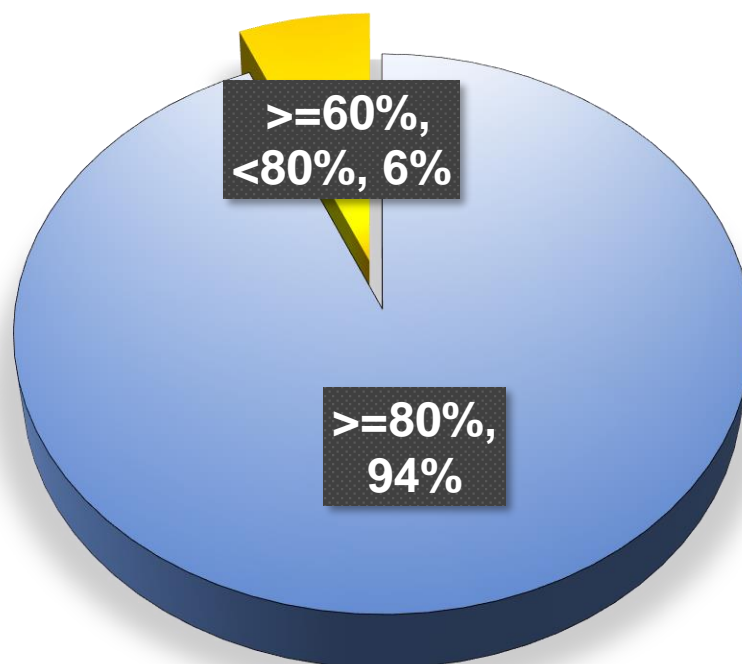
PT 718	100.0
PT 883	94.7
PT 810A	82.0
PT 810B	97.5
PT 810C	96.6
PT 817	95.4
PT 818	94.9
MPT1081	-
MPT 1082	92.0
MPT 1083	-
MPT 1084	-
MPT 1985	-
MPT 1986	-
MPT 2081	88.0
MPT 2082	-
MPT 2083	-
MPT 2084	-
MPT 2985	-
MPT 2986	-
MPT 1061	-
MPT 1062	-
MPT 1063	-
MPT 1064	-
MPT 1965	-
MPT 1986	-

MPT 2061	90.0
MPT2062	100.0
MPT 2063	70.7
MPT 2064	100.0
MPT 2965	100.0
MPT 2986	-
MPT 381	100.0
MPT 391	100.0
MPT 392	100.0
MPT 384	100.0
MPT 481	100.0
MPT 482	100.0
MPT 491	100.0
MPT 492	100.0
PH-I/07	94.2
PH-I/08	96.4
PH-I/09	92.4
PH-I/10	89.2
PH-I/11	93.5
PH-I/01	86.5
PH-I/02	85.6
PH-I/03	87.3
PH-I/04	86.3
PH-I/05	86.5
PH-I/06	92.4

"-" REPRESENTS NO FEEDBACK RECEIVED

Distribution of satisfaction level

AY 2020-21: Course satisfaction level



Satisfaction level *vis a vis* course attainment

COURSES OFFERED	% SATISFACTION LEVEL	ATTAINEMENT LEVEL
PT 316	60.0	3
PT 317	60.0	3
PT 319	60.0	3
PT 314	64.0	3
MPT 2063	70.7	3
PT 498	78.4	3
PT 412	81.3	3
PT 810A	82.0	3
PT 493	84.0	3
PH-I/02	85.6	Result yet to be published
PT 492	86.0	3
PH-I/04	86.3	Result yet to be published
PH-I/05	86.5	Result yet to be published
PH-I/01	86.5	Result yet to be published
PH-I/03	87.3	Result yet to be published
MPT 2081	88.0	3
PH-I/10	89.2	Result yet to be published
MPT 2061	90.0	3
PT 693	91.6	3
MPT 1082	92.0	3
PH-I/09	92.4	Result yet to be published

PH-I/06	92.4	Result yet to be published
PT 414	92.7	3
PT 692	92.9	3
PT 413	93.3	3
PH-I/11	93.5	Result yet to be published
PTC 293	93.9	3
PH-I/07	94.2	Result yet to be published
PT 512	94.7	3
PT 883	94.7	3
PT 612	94.8	3
PT 698	94.8	3
PT 818	94.9	3
PT 416	95.0	3
PT 101	95.3	3
M 183	95.3	3
PT 817	95.4	3
HU 282	95.8	3
PT 496	96.0	3
PT 613	96.0	3
PTC 203	96.0	3
PT 616	96.3	3
PH-I/08	96.4	Result yet to be published
PT 418	96.5	3
PT 810C	96.6	3
PT 611	96.7	3
PT 213	97.3	3
PT 193	97.3	3
PT 296	97.3	3
PT 297	97.3	3
PT 298	97.5	3
PT 215	97.5	3
PT 810B	97.5	3
PT 105	97.6	3
PT 214	97.6	3
PT 618	98.0	3
PT 191	98.1	3
PT 619	98.2	3
PT 103	98.3	3
PT 716B	98.7	3
PT 106	98.8	3
PT 216	98.8	3
PT 195	99.1	3
HU 182	99.5	3
PT 518	99.5	3
PTB 184	99.6	3

PT 196	99.6	3
PTB 185	99.8	3
HU 181	99.9	3
MPT 2062	100.0	3
MPT 2064	100.0	3
MPT 2965	100.0	3
MPT 381	100.0	3
MPT 384	100.0	3
MPT 391	100.0	3
MPT 392	100.0	3
MPT 481	100.0	3
MPT 482	100.0	3
MPT 491	100.0	3
MPT 492	100.0	3
PT 394	100.0	3
PT 396	100.0	3
PT 399	100.0	3
PT 513A	100.0	3
PT 513B	100.0	3
PT 516	100.0	3
PT 592	100.0	3
PT 593	100.0	3
PT 598	100.0	3
PT 711	100.0	3
PT 716A	100.0	3
PT 718	100.0	3
PT 781	100.0	3
PT 791	100.0	3
MPT 1061	-	3
MPT 1062	-	3
MPT 1063	-	3
MPT 1064	-	3
MPT 1081	-	3
MPT 1083	-	3
MPT 1084	-	3
MPT 1965	-	3
MPT 1985	-	3
MPT 1986	-	3
MPT 1986	-	3
MPT 2082	-	3
MPT 2083	-	3
MPT 2084	-	3
MPT 2985	-	3
MPT 2986	-	3
MPT 2986	-	3

PT 397	-	3
---------------	---	----------

Findings:

None of the courses got less than 60% satisfaction level and none of the courses failed to get less than 3 as attainment score

Following courses got excellent feedback (greater than or equal to 90%) as well as the highest attainment level

COURSES OFFERED	% SATISFACTION LEVEL	ATTAINEMENT LEVEL
MPT 2061	90.0	3
PT 693	91.6	3
MPT 1082	92.0	3
PT 414	92.7	3
PT 692	92.9	3
PT 413	93.3	3
PTC 293	93.9	3
PT 512	94.7	3
PT 883	94.7	3
PT 612	94.8	3
PT 698	94.8	3
PT 818	94.9	3
PT 416	95.0	3
PT 101	95.3	3
M 183	95.3	3
PT 817	95.4	3
HU 282	95.8	3
PT 496	96.0	3
PT 613	96.0	3
PTC 203	96.0	3
PT 616	96.3	3
PT 418	96.5	3
PT 810C	96.6	3
PT 611	96.7	3
PT 213	97.3	3
PT 193	97.3	3
PT 296	97.3	3
PT 297	97.3	3
PT 298	97.5	3
PT 215	97.5	3
PT 810B	97.5	3
PT 105	97.6	3
PT 214	97.6	3
PT 618	98.0	3

PT 191	98.1	3
PT 619	98.2	3
PT 103	98.3	3
PT 716B	98.7	3
PT 106	98.8	3
PT 216	98.8	3
PT 195	99.1	3
HU 182	99.5	3
PT 518	99.5	3
PTB 184	99.6	3
PT 196	99.6	3
PTB 185	99.8	3
HU 181	99.9	3
MPT 2062	100.0	3
MPT 2064	100.0	3
MPT 2965	100.0	3
MPT 381	100.0	3
MPT 384	100.0	3
MPT 391	100.0	3
MPT 392	100.0	3
MPT 481	100.0	3
MPT 482	100.0	3
MPT 491	100.0	3
MPT 492	100.0	3
PT 394	100.0	3
PT 396	100.0	3
PT 399	100.0	3
PT 513A	100.0	3
PT 513B	100.0	3
PT 516	100.0	3
PT 592	100.0	3
PT 593	100.0	3
PT 598	100.0	3
PT 711	100.0	3
PT 716A	100.0	3
PT 718	100.0	3
PT 781	100.0	3
PT 791	100.0	3

Summary

- ❖ No course/s got less than 60% satisfaction level
- ❖ No course/s failed to attain highest possible course attainment level
- ❖ 72 courses got excellent feedback as well highest possible attainment level



Ray
 Prof. (Dr.) Subhabrata Ray
 Principal
 Dr. B. C. Roy College of Pharmacy & AHS
 Durgapur-713206