

Feedback analysis on offered courses (2019-20) Policy/ Criteria for Feedback Analysis

- ❖ The feedback analysis on courses is performed based on course satisfaction level from the stakeholders (primarily students) which is focussed on both the course components, rationality for the students, its delivery, its transactions and relevant acumens.
- ❖ Every student in course feedback answers 5 questions per course from the dropdown list which includes excellent, very good, good, average and poor.
- ❖ In the web-based system, the feedback is converted into numeric as follows:

Excellent-5


Very good-4


Good-3

Average-2

Poor-1

- ❖ From this conversion, we get a total score and percentage satisfaction level against each course.
- ❖ After Collecting the feedback on faculty and course by the students, an online summary and detailed report is collected both in html and pdf format.
- ❖ The Course feedback satisfaction level has been classified as Good ($\geq 80\%$), Moderate ($< 80\%$ and $\geq 60\%$) and poor ($< 60\%$) based on feedback core by the respondents.
- ❖ The Course attainment has been measured based on result analysis whose metrics have been assigned as:
Attainment 3- 80% or above number of students from that particular batch obtained Grade C (60%) or above
Attainment 2- 70-79% of students from that particular batch obtained Grade C (60%) or above






Prof. (Dr.) Subhadrata Ray
Principal
Dr. B. C. Roy College of Pharmacy & AHS
Durgapur-713206

Attainment 1- 60-69% of students from that particular batch obtained Grade C (60%) or above

Attainment 0- Less than 60% of students from that particular batch obtained Grade C (60%) or above

- ❖ The Course satisfaction level vs Course attainment was then compared in course-by-course basis.
- ❖ From the comparison matrix, the followings are estimated:
 - ✓ How many courses have fallen below the minimum satisfaction level (60%) based on various components on course structure and its recipients' compliance?
 - ✓ How many courses failed to reach highest attainment level (3)?
 - ✓ How many courses achieved excellent feedback ($\geq 90\%$) as well as highest course attainment?
- ❖ Then the brief result is communicated to the individual faculty.




18/10/20
Prof. (Dr.) Subhabrata Ray
Principal
Dr. B. C. Roy College of Pharmacy & AHS
Durgapur-713206

ANALYSIS

Courses offered *vis a vis* percentage satisfaction level

COURSES OFFERED	% SATISFACTION LEVEL
HU 182	85.2
PT 191	75.8
PT 193	85.7
PT 195	87.6
PT 196	82.3
PTB 185	85.5
HU 181	84.1
M 183	72.2
PT 101	72.7
PT 103	79.2
PT 105	75.4
PT 106	78.4
PTB 184	86.4
PT 296	-
PT 297	-
PT 298	-
HU 282	-
PTC 203	-
PTC 293	-
PT 213	-
PT 214	-
PT 215	-
PT 216	-
PT 394	91.5
PT 396	79.4
PT 397	86.8
PT 399	98.2
PT 314	92.6
PT 316	90.6
PT 317	75.6
PT 319	99.7
PT 492	100.0
PT 493	-
PT 496	100.0
PT 498	96.0
PT 412	92.0
PT 413	100.0
PT 414	58.0

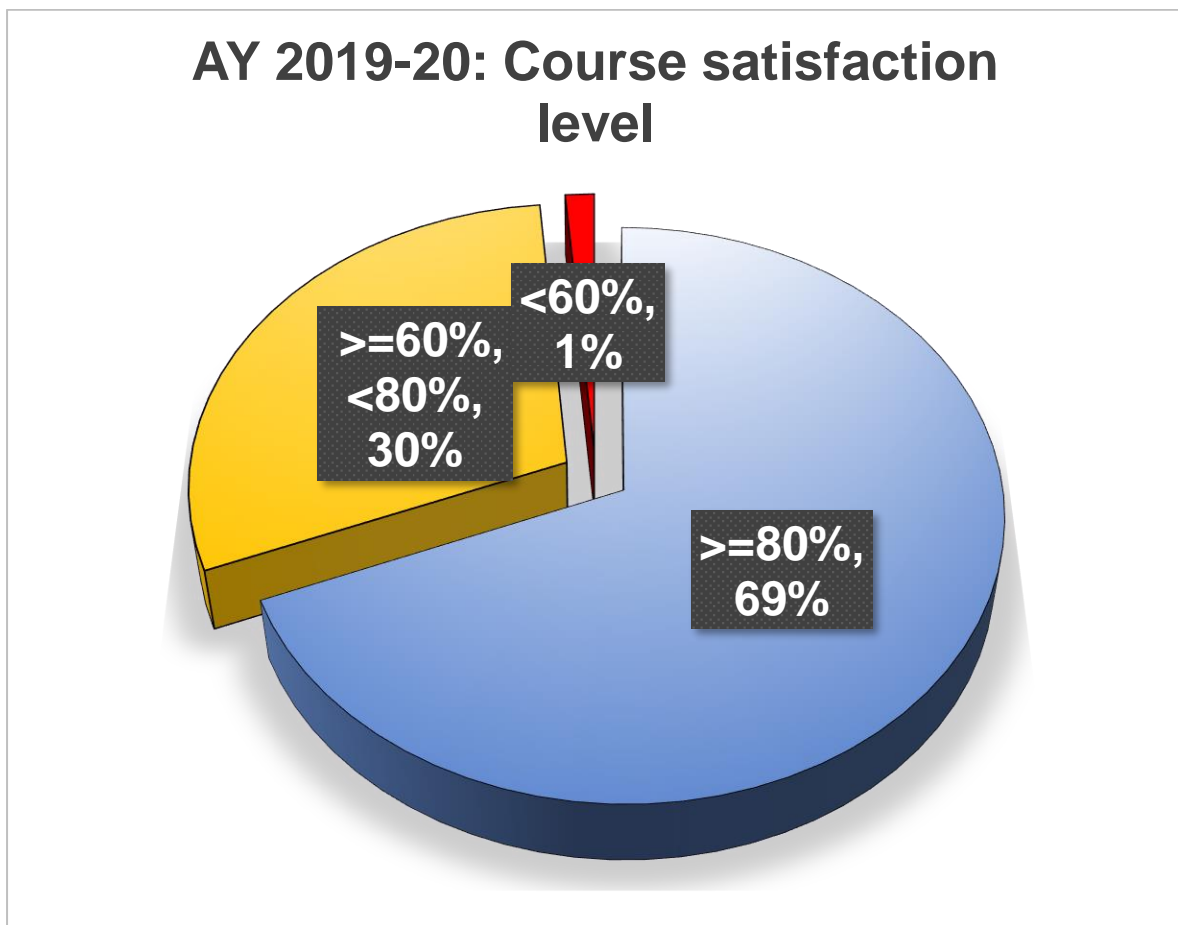
COURSES OFFERED	% SATISFACTION LEVEL
PT 416	80.0
PT 418	100.0
PT 592	73.9
PT 593	83.6
PT 598	75.4
PT 512	63.7
PT 513A	81.7
PT 513B	78.6
PT 516	75.2
PT 518	77.3
PT 692	-
PT 693	-
PT 698	-
PT 611	-
PT 612	-
PT 613	-
PT 616	-
PT 618	-
PT 619	-
PT 793 (O)	94.7
PT 796 (O)	98.7
PT 782 (O)	76.0
PT 783 (O)	80.0
PT 702 (O)	94.0
PT 703 (O)	84.9
PT 706 (O)	90.6
PT 708 (O)	74.9
PT 709A (O)	86.0
PT 709C (O)	60.0
PT 891 (O)	100.0
PT 884 (O)	-
PT 801 (O)	90.7
PT 812 (O)	100.0
PT 813 (O)	100.0
PT 818 (O)	100.0
MPT 1081	75.0
MPT 1082	93.7
MPT 1083	70.5
MPT 1084	60.4

MPT 1985	89.7
MPT 1986	94.4
MPT 2081	-
MPT 2082	-
MPT 2083	96.0
MPT 2084	-
MPT 2985	-
MPT 2986	-
MPT 1061	82.0
MPT 1062	89.3
MPT 1063	90.7
MPT 1064	78.3
MPT 1965	95.4
MPT 1966	84.0

MPT 2061	100.0
MPT2062	-
MPT 2063	-
MPT 2064	-
MPT 2965	-
MPT 2986	-
MPT 381	77.3
MPT 391	80.8
MPT 392	80.4
MPT 384	81.6
MPT 481	94.8
MPT 482	88.7
MPT 491	100.0
MPT 492	93.3

"-" REPRESENTS NO FEEDBACK RECEIVED

Distribution of satisfaction level



Satisfaction level *vis a vis* course attainment

COURSES OFFERED	% SATISFACTION LEVEL	ATTAINEMENT LEVEL
PT 414	58.0	3
PT 709C (O)	60.0	3
MPT 1084	60.4	3
PT 512	63.7	2
MPT 1083	70.5	3
M 183	72.2	2
PT 101	72.7	3
PT 592	73.9	3
PT 708 (O)	74.9	3
MPT 1081	75.0	3
PT 516	75.2	3
PT 105	75.4	3
PT 598	75.4	3
PT 317	75.6	3
PT 191	75.8	3
PT 782 (O)	76.0	3
PT 518	77.3	3
MPT 381	77.3	3
MPT 1064	78.3	3
PT 106	78.4	2
PT 513B	78.6	3
PT 103	79.2	3
PT 396	79.4	3
PT 416	80.0	3
PT 783 (O)	80.0	3
MPT 392	80.4	3
MPT 391	80.8	3
MPT 384	81.6	3
PT 513A	81.7	3
MPT 1061	82.0	3
PT 196	82.3	3
PT 593	83.6	3
MPT 1966	84.0	3
HU 181	84.1	3
PT 703 (O)	84.9	3
HU 182	85.2	3
PTB 185	85.5	3
PT 193	85.7	3
PT 397	86.8	3
PT 195	87.6	3
MPT 482	88.7	3
MPT 1062	89.3	3
MPT 1985	89.7	3

PT 316	90.6	3
PT 706 (O)	90.6	3
MPT 1063	90.7	3
PT 801 (O)	90.7	3
PT 394	91.5	3
PT 412	92.0	3
PT 314	92.6	3
MPT 492	93.3	3
MPT 1082	93.7	3
PT 702 (O)	94.0	3
MPT 1986	94.4	3
PT 793 (O)	94.7	3
MPT 481	94.8	3
MPT 1965	95.4	3
MPT 2083	96.0	3
PT 498	96.0	3
PT 399	98.2	3
PT 796 (O)	98.7	3
PT 319	99.7	3
MPT 2061	100.0	3
MPT 491	100.0	3
PT 413	100.0	3
PT 418	100.0	3
PT 492	100.0	3
PT 496	100.0	3
PT 812 (O)	100.0	3
PT 813 (O)	100.0	3
PT 818 (O)	100.0	3
PT 891 (O)	100.0	3
HU 282	-	3
MPT 2062	-	3
MPT 2063	-	3
MPT 2064	-	3
MPT 2081	-	3
MPT 2082	-	3
MPT 2084	-	3
MPT 2965	-	3
MPT 2985	-	3
MPT 2986	-	3
MPT 2986	-	3
PT 213	-	3
PT 214	-	3
PT 215	-	3
PT 216	-	3
PT 296	-	3

PT 297	-	3
PT 298	-	3
PT 493	-	3
PT 611	-	3
PT 612	-	3
PT 613	-	3
PT 616	-	3
PT 618	-	3
PT 619	-	3
PT 692	-	3
PT 693	-	3
PT 698	-	3
PT 884 (O)	-	3
PTC 203	-	3
PTC 293	-	3

Findings:

Following courses got less than 60% satisfaction level:

PT 414	58
--------	----

And following courses got less than 3 as attainment score

COURSES OFFERED	ATTAINEMENT LEVEL
PT 512	2
M 183	2
PT 106	2

Following courses got excellent feedback (greater than or equal to 90%) as well as the highest attainment level

COURSES OFFERED	% SATISFACTION LEVEL	ATTAINEMENT LEVEL
PT 316	90.6	3
PT 706 (O)	90.6	3
MPT 1063	90.7	3
PT 801 (O)	90.7	3
PT 394	91.5	3
PT 412	92.0	3
PT 314	92.6	3

COURSES OFFERED	% SATISFACTION LEVEL	ATTAINMENT LEVEL
MPT 492	93.3	3
MPT 1082	93.7	3
PT 702 (O)	94.0	3
MPT 1986	94.4	3
PT 793 (O)	94.7	3
MPT 481	94.8	3
MPT 1965	95.4	3
MPT 2083	96.0	3
PT 498	96.0	3
PT 399	98.2	3
PT 796 (O)	98.7	3
PT 319	99.7	3
MPT 2061	100.0	3
MPT 491	100.0	3
PT 413	100.0	3
PT 418	100.0	3
PT 492	100.0	3
PT 496	100.0	3
PT 812 (O)	100.0	3
PT 813 (O)	100.0	3
PT 818 (O)	100.0	3
PT 891 (O)	100.0	3

Summary

- ❖ 1 course got less than 60% satisfaction from feedback
- ❖ 3 courses failed to attain the highest possible course attainment level
- ❖ 29 courses got excellent feedback as well highest possible attainment level



Ray
 Prof. (Dr.) Subhabrata Ray
 Principal
 Dr. B. C. Roy College of Pharmacy & AHS
 Durgapur-713206