

Feedback analysis on offered courses (2018-19) Policy/ Criteria for Feedback Analysis

- ❖ The feedback analysis on courses is performed based on course satisfaction level from the stakeholders (primarily students) which is focussed on both the course components, rationality for the students, its delivery, its transactions and relevant acumens.
- ❖ Every student in course feedback answers 5 questions per course from the dropdown list which includes excellent, very good, good, average and poor.
- ❖ In the web-based system, the feedback is converted into numeric as follows:

Excellent-5


Very good-4


Good-3

Average-2

Poor-1


- ❖ From this conversion, we get a total score and percentage satisfaction level against each course.
- ❖ After Collecting the feedback on faculty and course by the students, an online summary and detailed report is collected both in html and pdf format.
- ❖ The Course feedback satisfaction level has been classified as Good ($\geq 80\%$), Moderate ($< 80\%$ and $\geq 60\%$) and poor ($< 60\%$) based on feedback core by the respondents.
- ❖ The Course attainment has been measured based on result analysis whose metrics have been assigned as:
Attainment 3- 80% or above number of students from that particular batch obtained Grade C (60%) or above





Prof. (Dr.) Subhabrata Ray
Principal
Dr. B. C. Roy College of Pharmacy & AHS
Durgapur-713206

Attainment 2- 70-79% of students from that particular batch obtained Grade C (60%) or above
Attainment 1- 60-69% of students from that particular batch obtained Grade C (60%) or above
Attainment 0- Less than 60% of students from that particular batch obtained Grade C (60%) or above

- ❖ The Course satisfaction level vs Course attainment was then compared in course-by-course basis.
- ❖ From the comparison matrix, the followings are estimated:
 - ✓ How many courses have fallen below the minimum satisfaction level (60%) based on various components on course structure and its recipients' compliance?
 - ✓ How many courses failed to reach highest attainment level (3)?
 - ✓ How many courses achieved excellent feedback ($\geq 90\%$) as well as highest course attainment?
- ❖ Then the brief result is communicated to the individual faculty.




Prof. (Dr.) Subhabrata Ray
Principal
Dr. B. C. Roy College of Pharmacy & AHS
Durgapur-713206

Courses offered *vis a vis* percentage satisfaction level

COURSES OFFERED	% SATISFACTION LEVEL
HU 182	78.0
PT 191	80.6
PT 193	98.3
PT 195	83.1
PT 196	72.4
PTB 185	71.3
HU 181	77.9
M 183	77.5
PT 101	79.5
PT 103	88.4
PT 105	76.2
PT 106	74.6
PTB 184	84.0
PT 296	93.5
PT 297	58.2
PT 298	88.3
HU 282	75.6
PTC 203	88.0
PTC 293	92.9
PT 213	96.3
PT 214	64.3
PT 215	92.3
PT 216	62.9
PT 394	92.5
PT 396	66.1
PT 397	60.0
PT 399	97.0
PT 314	89.9
PT 316	64.1
PT 317	60.6
PT 319	78.4
PT 492	74.0
PT 493	60.0
PT 496	68.0
PT 498	84.0
PT 412	75.6
PT 413	72.8
PT 414	62.0

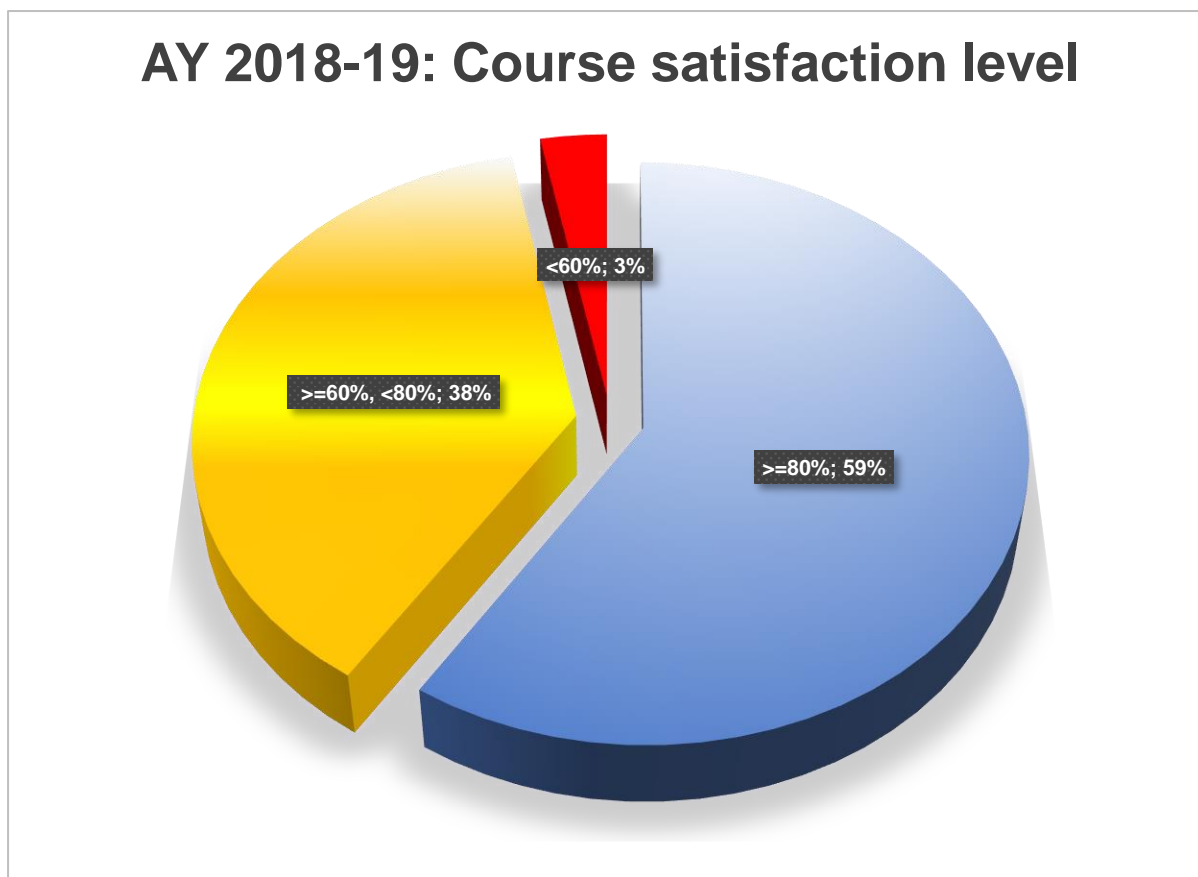
COURSES OFFERED	71.0
PT 416	84.0
PT 418	100.0
PT 592 (O)	80.0
PT 593 (O)	78.7
PT 596 (O)	72.8
PT 597 (O)	78.4
PT 599 (O)	74.5
PT 503 (O)	66.9
PT 504 (O)	72.0
PT 506 (O)	80.4
PT 507 (O)	70.0
PT 508 (O)	83.4
PT 509 (O)	93.3
PT 691B (O)	88.0
PT 693 (O)	48.0
PT 696 (O)	85.3
PT 697 (O)	90.7
PT 698 (O)	93.0
PT 682 (O)	68.6
PT 603 (O)	75.4
PT 606 (O)	86.7
PT 608 (O)	80.0
PT 609 (O)	85.0
PT 610B (O)	87.0
PT 611 (O)	94.2
PT 793 (O)	96.0
PT 796 (O)	97.1
PT 782 (O)	98.3
PT 783 (O)	86.9
PT 702 (O)	88.3
PT 703 (O)	86.5
PT 706 (O)	88.5
PT 708 (O)	68.4
PT 709A (O)	76.8
PT 709B (O)	76.0
PT 709C (O)	92.5
PT 891 (O)	97.8
PT 884 (O)	96.0
PT 801 (O)	90.0
PT 812 (O)	95.2

PT 813 (O)	95.4
PT 818 (O)	72.3
MPT 1081	86.6
MPT 1082	80.7
MPT 1083	72.0
MPT 1084	85.2
MPT 1985	88.9
MPT 1986	-
MPT 2081	-
MPT 2082	-
MPT 2083	-
MPT 2084	-
MPT 2985	-
MPT 2986	100.0
MPT 1061	100.0
MPT 1062	100.0
MPT 1063	100.0

MPT 1064	100.0
MPT 1965	100.0
MPT 1986	-
MPT 2061	-
MPT2062	52.0
MPT 2063	-
MPT 2064	-
MPT 2965	-
MPT 2986	94.8
MPT 381	90.7
MPT 391	91.3
MPT 392	91.5
MPT 384	-
MPT 481	-
MPT 482	-
MPT 491	100.0
MPT 492	78.0

"-" REPRESENTS NO FEEDBACK RECEIVED

Distribution of satisfaction level



Satisfaction level *vis a vis* course attainment

COURSES OFFERED	% SATISFACTION LEVEL	ATTAINEMENT LEVEL
PT 696 (O)	48.0	3
MPT 2063	52.0	3
PT 297	58.2	3
PT 397	60.0	3
PT 493	60.0	3
PT 317	60.6	3
PT 414	62.0	3
PT 216	62.9	3
PT 316	64.1	1
PT 214	64.3	3
PT 396	66.1	3
PT 504 (O)	66.9	3
PT 496	68.0	3
PT 709A (O)	68.4	3
PT 603 (O)	68.6	2
PT 508 (O)	70.0	3
PT 416	71.0	3
PTB 185	71.3	3
MPT 1084	72.0	3
PT 506 (O)	72.0	3
MPT 1081	72.3	3
PT 196	72.4	3
PT 413	72.8	3
PT 597 (O)	72.8	3
PT 492	74.0	3
PT 503 (O)	74.5	3
PT 106	74.6	3
PT 606 (O)	75.4	3
PT 412	75.6	3
HU 282	75.6	3
PT 709C (O)	76.0	3
PT 105	76.2	2
PT 709B (O)	76.8	3
M 183	77.5	0
HU 181	77.9	3
HU 182	78.0	3
PT 319	78.4	3
PT 599 (O)	78.4	3
PT 596 (O)	78.7	3
PT 101	79.5	3
PT 593 (O)	80.0	3
PT 609 (O)	80.0	3
PT 507 (O)	80.4	3
PT 191	80.6	3
MPT 1083	80.7	3

PT 195	83.1	3
PT 509 (O)	83.4	3
PT 418	84.0	3
PT 498	84.0	3
PTB 184	84.0	3
PT 610B (O)	85.0	3
MPT 1985	85.2	3
PT 697 (O)	85.3	3
PT 706 (O)	86.5	2
MPT 1082	86.6	3
PT 608 (O)	86.7	3
PT 702 (O)	86.9	3
PT 611 (O)	87.0	3
PT 693 (O)	88.0	3
PTC 203	88.0	3
PT 703 (O)	88.3	1
PT 298	88.3	3
PT 103	88.4	3
PT 708 (O)	88.5	3
MPT 1986	88.9	3
PT 314	89.9	3
PT 812 (O)	90.0	3
MPT 391	90.7	3
PT 698 (O)	90.7	3
MPT 392	91.3	3
MPT 384	91.5	3
PT 215	92.3	3
PT 394	92.5	3
PT 891 (O)	92.5	3
PTC 293	92.9	3
PT 682 (O)	93.0	3
PT 691B (O)	93.3	3
PT 296	93.5	3
PT 793 (O)	94.2	3
MPT 381	94.8	3
PT 813 (O)	95.2	3
PT 818 (O)	95.4	3
PT 796 (O)	96.0	3
PT 801 (O)	96.0	3
PT 213	96.3	3
PT 399	97.0	3
PT 782 (O)	97.1	3
PT 884 (O)	97.8	3
PT 193	98.3	3
PT 783 (O)	98.3	3
MPT 1061	100.0	2

MPT 1062	100.0	3
MPT 1063	100.0	3
MPT 1064	100.0	3
MPT 1965	100.0	3
MPT 1986	100.0	3
MPT 492	100.0	3
MPT 2061	-	3
MPT 2062	-	3
MPT 2064	-	3
MPT 2081	-	3
MPT 2082	-	3
MPT 2083	-	3
MPT 2084	-	3
MPT 2965	-	3
MPT 2985	-	3
MPT 2986	-	3
MPT 2986	-	3
MPT 481	-	3
MPT 482	-	3
MPT 491	-	3

Findings:

Following courses got less than 60% satisfaction level:

PT 696 (O)	48
MPT 2063	52
PT 297	58.2

And following courses got less than 3 as attainment score

PT 316	1
PT 603 (O)	2
PT 105	2
M 183	0
PT 706 (O)	2
PT 703 (O)	1
MPT 1061	2

Following courses got excellent feedback (greater than or equal to 90%) as well as the highest attainment level

COURSES OFFERED	% SATISFACTION LEVEL	ATTAINMENT LEVEL
PT 812 (O)	90.0	3
MPT 391	90.7	3
PT 698 (O)	90.7	3
MPT 392	91.3	3
MPT 384	91.5	3
PT 215	92.3	3
PT 394	92.5	3
PT 891 (O)	92.5	3
PTC 293	92.9	3
PT 682 (O)	93.0	3
PT 691B (O)	93.3	3
PT 296	93.5	3
PT 793 (O)	94.2	3
MPT 381	94.8	3
PT 813 (O)	95.2	3
PT 818 (O)	95.4	3
PT 796 (O)	96.0	3
PT 801 (O)	96.0	3
PT 213	96.3	3
PT 399	97.0	3
PT 782 (O)	97.1	3
PT 884 (O)	97.8	3
PT 193	98.3	3
PT 783 (O)	98.3	3
MPT 1062	100.0	3
MPT 1063	100.0	3
MPT 1064	100.0	3
MPT 1965	100.0	3
MPT 1986	100.0	3
MPT 492	100.0	3

Summary

- ❖ 3 courses got less than 60% satisfaction from feedback
- ❖ 7 courses failed to attain the highest possible course attainment level
- ❖ 30 courses got excellent feedback as well highest possible attainment level



Prof. (Dr.) Subhadrata Ray
Principal
Dr. B. C. Roy College of Pharmacy & AHS
Durgapur-713206